


Vimala College (Autonomous) Thrissur



Student Satisfaction Survey

Internal Quality Assurance Cell (IQAC)

2021-2022

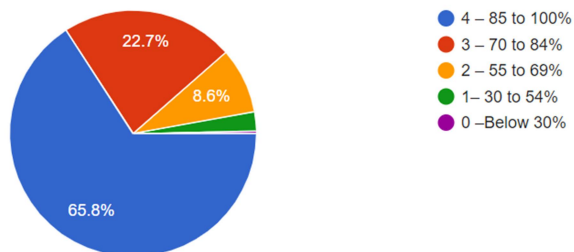
1. Please confirm this is the first and only time you answer this survey.
a) Yes b) No
2. Gender
a) Female b) Male c) Transgender
3. What degree program are you pursuing now?
a) Bachelor's b) Master's c) M Phil d) Doctorate e) Other
4. What subject area are you currently pursuing?
a) Arts b) Commerce c) Science d) Professional e) Other
5. How much of the syllabus was covered in the class?
4 – 85 to 100% / 3 – 70 to 84% / 2 – 55 to 69% / 1– 30 to 54% / 0 –Below 30%

Sl.No	Programme of Study	Responses Received				
		4 – 85 to 100%	3 – 70 to 84%	2 – 55 to 69%	1– 30 to 54%	0 –Below 30
1	BA Economics	35	17	4	2	0
2	BA English Language & Literature	61	20	9	3	0
3	BA Functional English	29	13	8	2	0
4	BA Malayalam Language & Literature	30	13	10	0	0
5	BA Sociology	39	20	12	1	0
6	BCom Finance (Aided)	107	15	3	0	0
7	BCom Finance (Self Financing)	63	19	2	0	0
8	BSc Botany	39	5	3	0	0
9	BSc Chemistry	32	15	8	1	0
10	BSc Computer Science	33	20	0	2	0
11	BSc Home Science -Family & Community Science	39	16	1	2	0
12	BSc Home Science-Textile & Fashion Technology (Self Financing)	11	6	2	1	2
13	BSc Mathematics	44	9	3	1	0
14	BSc Physics	30	8	3	4	0
15	BSc Psychology	14	4	8	1	0
16	BSc Statistics	19	4	2	0	0
17	BSc Zoology	24	4	2	0	0

18	BVoc Food Processing	21	19	2	2	0
19	BVoc Web Technology	14	7	2	0	0
20	MA Economics	17	2	3	0	0
21	MA English	10	7	2	1	0
22	MA Malayalam	11	7	1	1	0
23	MA Sociology (Self Financing)	4	6	3	0	0
24	MCom	13	3	0	1	0
25	MSc Botany (Self Financing)	8	2	0	0	0
26	MSc Chemistry (Self Financing)	11	2	3	1	0
27	MSc Computer Science (Specialisation-Data Science) (Self Financing)	2	5	2	1	0
28	MSc Home Science-Textile & Costume Science (Self Financing)	4	2	0	0	0
29	MSc Mathematics (Self Financing)	6	3	0	0	0
30	MSc Nutrition & Dietetics (Self Financing)	15	2	6	0	0
31	MSc Physics	15	0	1	0	0
32	MSc Statistics (Self Financing)	10	1	0	1	0
33	MSc Zoology (Specialisation - Structure, Physiology, Development and classification of Animals) (Aided)	5	3	2	2	1
34	MSc Zoology (Self Financing)	4	6	2	0	1
35	MSW	14	2	0	2	0
	Total	833 (65.85%)	287 (22.69%)	109 (08.62%)	32 (02.53%)	0.32 (0%)
	Grand Total	1265				

How much of the syllabus was covered in the class?

1,265 responses



6. How well did the teachers prepare for the classes?

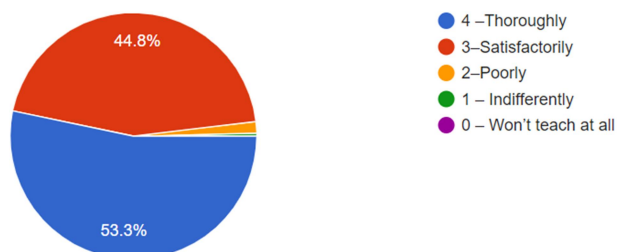
4 -Thoroughly/3-Satisfactorily /2-Poorly/1 - Indifferently/0 - Won't teach at all

Sl.No	Programme of Study	Responses Received				
		4 - Thoroughly	3- Satisfactorily	2-Poorly	1 - Indifferently	0 - Won't teach at all
1	BA Economics	30	27	1	0	0
2	BA English Language & Literature	58	34	0	1	0
3	BA Functional English	33	18	1	0	0
4	BA Malayalam Language & Literature	23	27	3	0	0
5	BA Sociology	42	27	1	2	0
6	BCom Finance (Aided)	56	64	5	0	0
7	BCom Finance (Self Financing)	45	38	1	0	0
8	BSc Botany	24	23	0	0	0
9	BSc Chemistry	35	21	0	0	0
10	BSc Computer Science	21	33	0	1	0
11	BSc Home Science -Family & Community Science	24	34	0	0	0
12	BSc Home Science-Textile & Fashion Technology (Self Financing)	11	10	1	0	0
13	BSc Mathematics	37	20	0	0	0
14	BSc Physics	38	7	0	0	0
15	BSc Psychology	12	15	0	0	0
16	BSc Statistics	12	13	0	0	0
17	BSc Zoology	17	13	0	0	0
18	BVoc Food Processing	21	23	0	0	0
19	BVoc Web Technology	16	7	0	0	0
20	MA Economics	13	8	1	0	0

21	MA English	10	10	0	0	0
22	MA Malayalam	8	10	1	1	0
23	MA Sociology (Self Financing)	2	10	1	0	0
24	MCom	4	13	0	0	0
25	MSc Botany (Self Financing)	7	3	0	0	0
26	MSc Chemistry (Self Financing)	15	2	0	0	0
27	MSc Computer Science (Specialisation-Data Science) (Self Financing)	5	5	0	0	0
28	MSc Home Science-Textile & Costume Science (Self Financing)	1	4	1	0	0
29	MSc Mathematics (Self Financing)	3	6	0	0	0
30	MSc Nutrition & Dietetics (Self Financing)	12	11	0	0	0
31	MSc Physics	12	4	0	0	0
32	MSc Statistics (Self Financing)	4	8	0	0	0
33	MSc Zoology (Specialisation - Structure, Physiology, Development and classification of Animals) (Aided)	4	8	1	0	0
34	MSc Zoology (Self Financing)	5	7	1	0	0
35	MSW	14	4	0	0	0
	Total	674 (53.3%)	567 (44.82%)	19 (1.50%)	5 (0.39%)	0 (0%)
	Grand Total	1265				

How well did the teachers prepare for the classes?

1,265 responses



7. How well were the teachers able to communicate?

4 – Always effective / 3 – Sometimes effective / 2 – Just satisfactorily

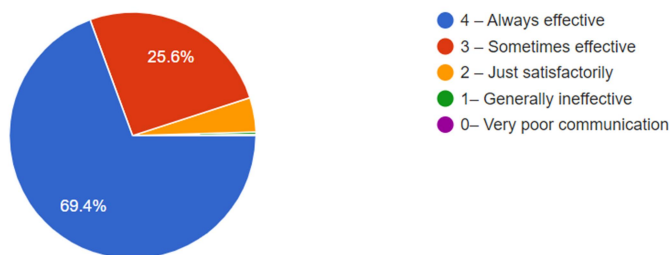
1– Generally ineffective / 0– Very poor communication

Sl.No	Programme of Study	Responses Received				
		4 – Always effective	3 – Sometimes effective	2 – Just satisfactorily	1– Generally ineffective	0– Very poor communication
1	BA Economics	42	14	1	0	1
2	BA English Language & Literature	73	16	4	0	0
3	BA Functional English	36	14	2	0	0
4	BA Malayalam Language & Literature	34	16	3	0	0
5	BA Sociology	52	16	4	0	0
6	BCom Finance (Aided)	75	39	9	2	0
7	BCom Finance (Self Financing)	59	21	3	1	0
8	BSc Botany	35	11	1	0	0
9	BSc Chemistry	41	10	5	0	0
10	BSc Computer Science	31	24	0	0	0
11	BSc Home Science -Family & Community Science	35	21	2	0	0
12	BSc Home Science-Textile & Fashion Technology (Self Financing)	16	5	1	0	0
13	BSc Mathematics	42	12	3	0	0
14	BSc Physics	40	5	0	0	0
15	BSc Psychology	18	8	1	0	0
16	BSc Statistics	20	4	1	0	0
17	BSc Zoology	19	8	3	0	0
18	BVoc Food Processing	25	19	0	0	0
19	BVoc Web Technology	18	4	0	0	1
20	MA Economics	19	3	0	0	0
21	MA English	11	7	2	0	0
22	MA Malayalam	8	9	2	1	0

23	MA Sociology (Self Financing)	8	3	2	0	0
24	MCom	7	9	1	0	0
25	MSc Botany (Self Financing)	10	0	0	0	0
26	MSc Chemistry (Self Financing)	15	2	0	0	0
27	MSc Computer Science (Specialisation-Data Science) (Self Financing)	7	3	0	0	0
28	MSc Home Science-Textile & Costume Science (Self Financing)	3	2	1	0	0
29	MSc Mathematics (Self Financing)	5	3	1	0	0
30	MSc Nutrition & Dietetics (Self Financing)	21	2	0	0	0
31	MSc Physics	14	2	0	0	0
32	MSc Statistics (Self Financing)	9	3	0	0	0
33	MSc Zoology (Specialisation – Structure, Physiology, Development and classification of Animals) (Aided)	6	4	3	0	0
34	MSc Zoology (Self Financing)	7	4	2	0	0
35	MSW	17	1	0	0	0
	Total	878 (69.41%)	324 (25.61%)	57 (4.51%)	4 (0.32%)	2 (0.16%)
	Grand Total	1265				

How well were the teachers able to communicate?

1,265 responses



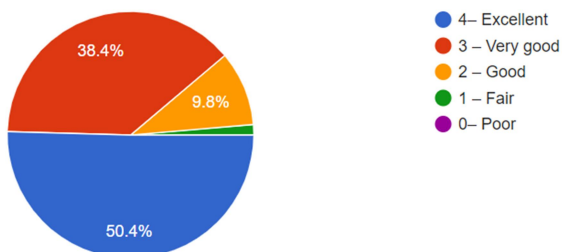
8. The teacher's approach to teaching can best be described as
 4- Excellent / 3 - Very good / 2 - Good / 1 - Fair / 0- Poor

Sl.No	Programme of Study	Responses Received				
		4- Excellent	3 - Very good	2 - Good	1 - Fair	0- Poor
1	BA Economics	35	15	7	1	0
2	BA English Language & Literature	48	40	4	1	0
3	BA Functional English	32	17	3	0	0
4	BA Malayalam Language & Literature	25	18	10	0	0
5	BA Sociology	44	23	4	1	0
6	BCom Finance (Aided)	47	56	16	6	0
7	BCom Finance (Self Financing)	38	36	10	0	0
8	BSc Botany	24	20	3	0	0
9	BSc Chemistry	34	18	2	2	0
10	BSc Computer Science	19	28	8	0	0
11	BSc Home Science -Family & Community Science	31	24	3	0	0
12	BSc Home Science-Textile & Fashion Technology (Self Financing)	13	5	3	1	0
13	BSc Mathematics	34	16	6	1	0
14	BSc Physics	31	14	0	0	0
15	BSc Psychology	12	9	5	1	0
16	BSc Statistics	12	12	1	0	0
17	BSc Zoology	19	9	2	0	0
18	BVoc Food Processing	11	33	0	0	0
19	BVoc Web Technology	14	8	1	0	0
20	MA Economics	13	6	3	0	0
21	MA English	9	5	5	1	0
22	MA Malayalam	5	11	4	0	0
23	MA Sociology (Self Financing)	4	5	3	1	0

24	Mcom	7	7	3	0	0
25	MSc Botany (Self Financing)	5	5	0	0	0
26	MSc Chemistry (Self Financing)	14	3	0	0	0
27	MSc Computer Science (Specialisation-Data Science) (Self Financing)	4	3	3	0	0
28	MSc Home Science-Textile & Costume Science (Self Financing)	0	3	3	0	0
29	MSc Mathematics (Self Financing)	2	4	3	0	0
30	MSc Nutrition & Dietetics (Self Financing)	16	6	1	0	0
31	MSc Physics	10	6	0	0	0
32	MSc Statistics (Self Financing)	6	5	1	0	0
33	MSc Zoology (Specialisation - Structure, Physiology, Development and classification of Animals) (Aided)	4	6	3	0	0
34	MSc Zoology (Self Financing)	4	7	1	1	0
35	MSW	12	3	3	0	0
	Total	638 (50.43%)	486 (38.42%)	124 (09.80%)	17 (01.34%)	0 (0%)
	Grand Total	1265				

The teacher's approach to teaching can best be described as

1,265 responses



9. Fairness of the internal evaluation process by the teachers.

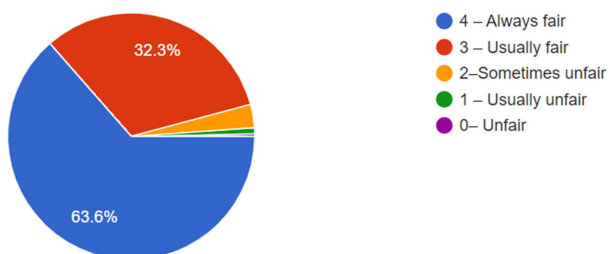
4 – Always fair/3 – Usually fair/2–Sometimes unfair/1 – Usually unfair / 0– Unfair

Sl.No	Programme of Study	Responses Received				
		4 – Always fair	3 – Usually fair	2– Sometimes unfair	1 – Usually unfair	0– Unfair
1	BA Economics	40	15	3	0	0
2	BA English Language & Literature	52	38	2	1	0
3	BA Functional English	36	13	2	0	1
4	BA Malayalam Language & Literature	33	19	0	1	0
5	BA Sociology	44	27	0	0	1
6	BCom Finance (Aided)	77	40	6	2	0
7	BCom Finance (Self Financing)	53	28	2	0	1
8	BSc Botany	32	15	0	0	0
9	BSc Chemistry	45	9	1	0	1
10	BSc Computer Science	25	28	2	0	0
11	BSc Home Science -Family & Community Science	35	20	2	1	0
12	BSc Home Science-Textile & Fashion Technology (Self Financing)	11	8	2	1	0
13	BSc Mathematics	43	14	0	0	0
14	BSc Physics	43	2	0	0	0
15	BSc Psychology	22	5	0	0	0
16	BSc Statistics	17	8	0	0	0
17	BSc Zoology	23	7	0	0	0
18	BVoc Food Processing	16	22	6	0	0
19	BVoc Web Technology	13	9	1	0	0
20	MA Economics	16	6	0	0	0

21	MA English	8	10	1	1	0
22	MA Malayalam	10	7	2	1	0
23	MA Sociology (Self Financing)	8	5	0	0	0
24	MCom	7	9	1	0	0
25	MSc Botany (Self Financing)	9	1	0	0	0
26	MSc Chemistry (Self Financing)	14	3	0	0	0
27	MSc Computer Science (Specialisation-Data Science) (Self Financing)	4	2	4	0	0
28	MSc Home Science-Textile & Costume Science (Self Financing)	1	5	0	0	0
29	MSc Mathematics (Self Financing)	7	2	0	0	0
30	MSc Nutrition & Dietetics (Self Financing)	14	8	1	0	0
31	MSc Physics	15	1	0	0	0
32	MSc Statistics (Self Financing)	10	2	0	0	0
33	MSc Zoology (Specialisation - Structure, Physiology, Development and classification of Animals) (Aided)	3	9	0	1	0
34	MSc Zoology (Self Financing)	7	6	0	0	0
35	MSW	11	5	1	1	0
	Total	804 (63.56%)	408 (32.25%)	39 (03.08%)	10 (0.79%)	4 (0.32%)
	Grand Total	1265				

Fairness of the internal evaluation process by the teachers

1,265 responses



10. Was your performance in assignments discussed with you?

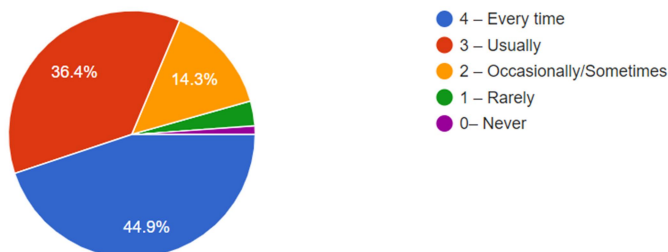
4 – Every time / 3 – Usually / 2 – Occasionally/Sometimes / 1 – Rarely / 0– Never

Sl.No	Programme of Study	Responses Received				
		4 – Every time	3 – Usually	2 – Occasionall y/ Sometimes	1 – Rarely	0– Never
1	BA Economics	28	23	6	0	1
2	BA English Language & Literature	40	35	12	4	2
3	BA Functional English	21	17	11	1	2
4	BA Malayalam Language & Literature	21	21	10	1	0
5	BA Sociology	38	24	6	3	1
6	BCom Finance (Aided)	53	45	20	3	4
7	BCom Finance (Self Financing)	33	32	15	3	1
8	BSc Botany	28	12	4	3	0
9	BSc Chemistry	22	18	14	2	0
10	BSc Computer Science	19	24	10	2	0
11	BSc Home Science -Family & Community Science	19	27	11	1	0
12	BSc Home Science-Textile & Fashion Technology (Self Financing)	14	7	1	0	0
13	BSc Mathematics	26	17	9	4	1
14	BSc Physics	26	13	6	0	0
15	BSc Psychology	17	8	2	0	0
16	BSc Statistics	10	11	3	0	1
17	BSc Zoology	9	10	11	0	0
18	BVoc Food Processing	14	23	6	0	1
19	BVoc Web Technology	15	6	2	0	0
20	MA Economics	14	8	0	0	0

21	MA English	7	9	3	1	0
22	MA Malayalam	7	9	1	3	0
23	MA Sociology (Self Financing)	9	2	2	0	0
24	MCom	4	8	2	3	0
25	MSc Botany (Self Financing)	7	3	0	0	0
26	MSc Chemistry (Self Financing)	12	4	1	0	0
27	MSc Computer Science (Specialisation-Data Science) (Self Financing)	4	1	2	3	0
28	MSc Home Science-Textile & Costume Science (Self Financing)	0	3	1	2	0
29	MSc Mathematics (Self Financing)	4	3	1	1	0
30	MSc Nutrition & Dietetics (Self Financing)	13	10	0	0	0
31	MSc Physics	8	8	0	0	0
32	MSc Statistics (Self Financing)	6	3	3	0	0
33	MSc Zoology (Specialisation - Structure, Physiology, Development and classification of Animals) (Aided)	6	5	1	1	0
34	MSc Zoology (Self Financing)	5	6	2	0	0
35	MSW	9	6	3	0	0
	Total	568 (44.90%)	461 (36.44%)	181 (14.31%)	41 (03.24%)	14 (01.12%)
	Grand Total	1265				

Was your performance in assignments discussed with you?

1,265 responses



11. The institute takes active interest in promoting internship, student exchange, field visit opportunities for students.

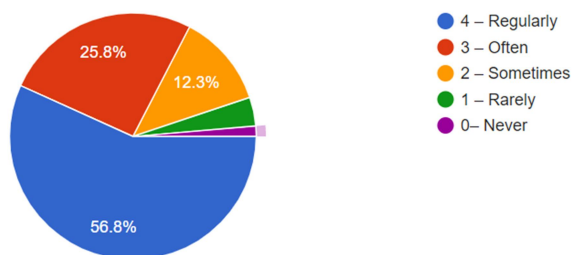
4 – Regularly / 3 – Often / 2 – Sometimes / 1 – Rarely / 0– Never

Sl.No	Programme of Study	Responses Received				
		4 – Regularly	3 – Often	2 – Sometimes	1 – Rarely	0– Never
1	BA Economics	33	11	10	2	2
2	BA English Language & Literature	61	25	6	0	1
3	BA Functional English	35	13	2	1	1
4	BA Malayalam Language & Literature	27	15	8	3	0
5	BA Sociology	38	20	12	1	1
6	BCom Finance (Aided)	83	23	15	2	2
7	BCom Finance (Self Financing)	52	18	11	3	0
8	BSc Botany	30	10	3	4	0
9	BSc Chemistry	34	13	7	2	0
10	BSc Computer Science	27	18	6	3	1
11	BSc Home Science -Family & Community Science	26	21	7	2	2
12	BSc Home Science-Textile & Fashion Technology (Self Financing)	9	4	7	2	0
13	BSc Mathematics	40	7	6	3	1
14	BSc Physics	32	10	2	1	0
15	BSc Psychology	17	8	1	0	1
16	BSc Statistics	12	9	2	2	0
17	BSc Zoology	21	7	2	0	0
18	BVoc Food Processing	10	19	13	2	0
19	BVoc Web Technology	14	7	2	0	0
20	MA Economics	10	8	4	0	0
21	MA English	8	9	2	1	0
22	MA Malayalam	9	5	5	1	0
23	MA Sociology (Self Financing)	5	5	2	1	0

24	MCom	7	6	2	1	1
25	MSc Botany (Self Financing)	8	1	1	0	0
26	MSc Chemistry (Self Financing)	10	5	1	1	0
27	MSc Computer Science (Specialisation-Data Science) (Self Financing)	4	1	2	3	0
28	MSc Home Science-Textile & Costume Science (Self Financing)	1	0	5	0	0
29	MSc Mathematics (Self Financing)	5	2	2	0	0
30	MSc Nutrition & Dietetics (Self Financing)	9	5	2	4	3
31	MSc Physics	10	6	0	0	0
32	MSc Statistics (Self Financing)	5	4	2	1	0
33	MSc Zoology (Specialisation - Structure, Physiology, Development and classification of Animals) (Aided)	6	5	1	0	1
34	MSc Zoology (Self Financing)	7	4	0	2	0
35	MSW	13	3	2	0	0
	Total	718 (56.76%)	327 (25.85%)	155 (12.25%)	48 (03.79%)	17 (01.34%)
	Grand Total	1265				

The institute takes active interest in promoting internship, student exchange, field visit opportunities for students.

1,265 responses



12. The teaching and mentoring process in your institution facilitates you in cognitive, social and emotional growth.

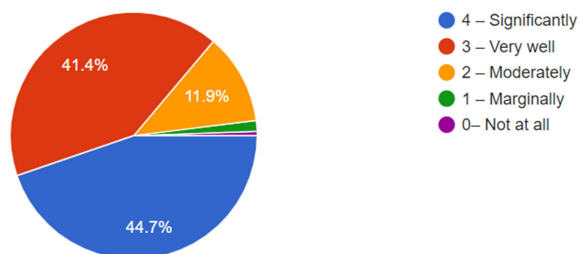
4 – Significantly / 3 – Very well / 2 – Moderately / 1 – Marginally / 0– Not at all

Sl.No	Programme of Study	Responses Received				
		4 – Significantly	3 – Very well	2 – Moderately	1 – Marginally	0– Not at all
1	BA Economics	25	28	3	2	0
2	BA English Language & Literature	42	42	9	0	0
3	BA Functional English	25	22	3	1	1
4	BA Malayalam Language & Literature	27	19	6	1	0
5	BA Sociology	35	29	7	1	0
6	BCom Finance (Aided)	49	54	17	3	2
7	BCom Finance (Self Financing)	32	44	7	0	1
8	BSc Botany	26	16	4	1	0
9	BSc Chemistry	31	18	5	1	1
10	BSc Computer Science	19	29	7	0	0
11	BSc Home Science -Family & Community Science	22	30	6	0	0
12	BSc Home Science-Textile & Fashion Technology (Self Financing)	10	9	3	0	0
13	BSc Mathematics	35	14	7	0	1
14	BSc Physics	31	11	3	0	0
15	BSc Psychology	12	9	4	1	1
16	BSc Statistics	11	9	4	1	0
17	BSc Zoology	11	14	5	0	0
18	BVoc Food Processing	8	27	9	0	0
19	BVoc Web Technology	13	9	1	0	0
20	MA Economics	8	13	1	0	0
21	MA English	9	4	4	3	0
22	MA Malayalam	7	10	3	0	0
23	MA Sociology (Self Financing)	0	8	4	1	0

24	MCom	4	7	6	0	0
25	MSc Botany (Self Financing)	4	6	0	0	0
26	MSc Chemistry (Self Financing)	15	2	0	0	0
27	MSc Computer Science (Specialisation-Data Science) (Self Financing)	2	5	2	1	0
28	MSc Home Science-Textile & Costume Science (Self Financing)	0	4	2	0	0
29	MSc Mathematics (Self Financing)	6	2	1	0	0
30	MSc Nutrition & Dietetics (Self Financing)	10	5	8	0	0
31	MSc Physics	13	3	0	0	0
32	MSc Statistics (Self Financing)	6	4	2	0	0
33	MSc Zoology (Specialisation - Structure, Physiology, Development and classification of Animals) (Aided)	4	5	3	1	0
34	MSc Zoology (Self Financing)	6	4	3	0	0
35	MSW	8	9	1	0	0
	Total	566 (44.74%)	524 (41.42%)	150 (11.86%)	18 (0.142%)	7 (0.55%)
	Grand Total	1265				

The teaching and mentoring process in your institution facilitates you in cognitive, social and emotional growth.

1,265 responses



13. The institution provides multiple opportunities to learn and grow.

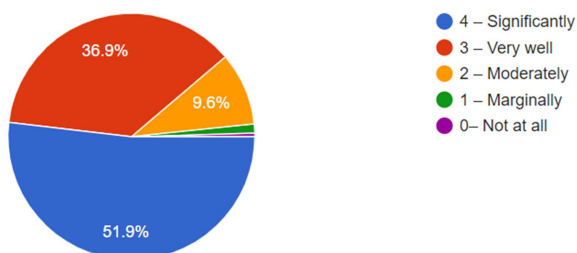
4 - Significantly / 3 - Very well / 2 - Moderately / 1 - Marginally / 0- Not at all

Sl.No	Programme of Study	Responses Received				
		4 - Significantly	3 - Very well	2 - Moderately	1 - Marginally	0- Not at all
1	BA Economics	33	20	4	1	0
2	BA English Language & Literature	55	32	5	1	0
3	BA Functional English	29	15	6	2	0
4	BA Malayalam Language & Literature	30	20	3	0	0
5	BA Sociology	41	25	6	0	0
6	BCom Finance (Aided)	65	48	9	3	0
7	BCom Finance (Self Financing)	45	29	10	0	0
8	BSc Botany	29	14	3	1	0
9	BSc Chemistry	32	19	3	1	1
10	BSc Computer Science	30	23	2	0	0
11	BSc Home Science -Family & Community Science	22	32	4	0	0
12	BSc Home Science-Textile & Fashion Technology (Self Financing)	10	9	3	0	0
13	BSc Mathematics	33	19	4	0	1
14	BSc Physics	29	13	2	1	0
15	BSc Psychology	15	6	5	1	0
16	BSc Statistics	15	8	2	0	0
17	BSc Zoology	15	14	1	0	0
18	BVoc Food Processing	12	23	9	0	0
19	BVoc Web Technology	12	11	0	0	0
20	MA Economics	9	11	2	0	0
21	MA English	10	4	4	1	1
22	MA Malayalam	8	9	2	0	1
23	MA Sociology (Self Financing)	3	7	3	0	0

24	MCom	6	8	3	0	0
25	MSc Botany (Self Financing)	5	5	0	0	0
26	MSc Chemistry (Self Financing)	13	3	1	0	0
27	MSc Computer Science (Specialisation-Data Science) (Self Financing)	3	2	4	1	0
28	MSc Home Science-Textile & Costume Science (Self Financing)	1	0	4	0	1
29	MSc Mathematics (Self Financing)	6	2	1	0	0
30	MSc Nutrition & Dietetics (Self Financing)	8	5	9	1	0
31	MSc Physics	11	5	0	0	0
32	MSc Statistics (Self Financing)	5	6	0	1	0
33	MSc Zoology (Specialisation - Structure, Physiology, Development and classification of Animals) (Aided)	4	6	2	0	1
34	MSc Zoology (Self Financing)	6	5	2	0	0
35	MSW	6	9	3	0	0
	Total	656 (51.86%)	467 (36.92%)	121 (09.57%)	15 (01.19%)	6 (0.47%)
	Grand Total	1265				

The institution provides multiple opportunities to learn and grow.

1,265 responses



14. Teachers inform you about your expected competencies, course outcomes and programme outcomes.

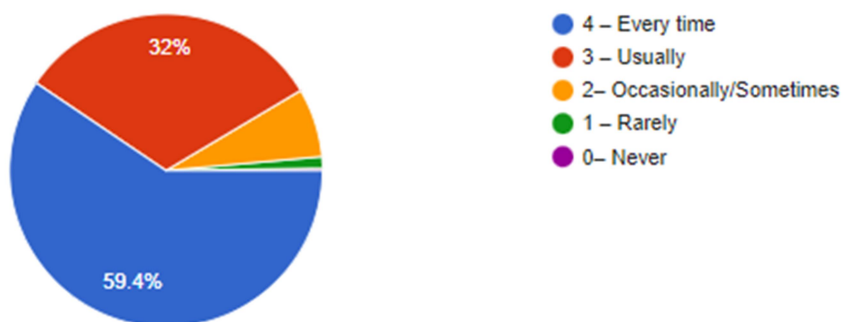
4 – Every time / 3 – Usually / 2– Occasionally/Sometimes / 1 – Rarely / 0– Never

Sl.No	Programme of Study	Responses Received				
		4 – Every time	3 – Usually	2– Occasionally/Sometimes	1 – Rarely	0– Never
1	BA Economics	36	19	3	0	0
2	BA English Language & Literature	54	33	5	1	0
3	BA Functional English	33	13	6	0	0
4	BA Malayalam Language & Literature	35	13	4	0	1
5	BA Sociology	40	26	6	0	0
6	BCom Finance (Aided)	67	49	8	1	0
7	BCom Finance (Self Financing)	52	21	10	1	0
8	BSc Botany	23	20	2	2	0
9	BSc Chemistry	37	10	7	1	1
10	BSc Computer Science	32	22	1	0	0
11	BSc Home Science - Family & Community Science	37	18	2	1	0
12	BSc Home Science-Textile & Fashion Technology (Self Financing)	11	10	1	0	0
13	BSc Mathematics	33	18	6	0	0
14	BSc Physics	37	7	1	0	0
15	BSc Psychology	17	7	2	1	0
16	BSc Statistics	15	9	1	0	0
17	BSc Zoology	20	9	1	0	0
18	BVoc Food Processing	13	29	2	0	0
19	BVoc Web Technology	11	12	0	0	0
20	MA Economics	16	6	0	0	0
21	MA English	12	1	4	3	0
22	MA Malayalam	11	5	2	2	0
23	MA Sociology (Self	6	4	2	0	1

	Financing)					
24	MCom	10	5	2	0	0
25	MSc Botany (Self Financing)	8	2	0	0	0
26	MSc Chemistry (Self Financing)	15	1	1	0	0
27	MSc Computer Science (Specialisation-Data Science) (Self Financing)	5	4	0	1	0
28	MSc Home Science-Textile & Costume Science (Self Financing)	0	5	1	0	0
29	MSc Mathematics (Self Financing)	3	3	3	0	0
30	MSc Nutrition & Dietetics (Self Financing)	16	7	0	0	0
31	MSc Physics	11	4	1	0	0
32	MSc Statistics (Self Financing)	9	2	1	0	0
33	MSc Zoology (Specialisation – Structure, Physiology, Development and classification of Animals) (Aided)	7	3	2	1	0
34	MSc Zoology (Self Financing)	7	4	2	0	0
35	MSW	13	4	1	0	0
	Total	752 (59.45%)	405 (32.02%)	90 (07.11%)	15 (01.19%)	3 (0.24%)
	Grand Total	1265				

Teachers inform you about your expected competencies, course outcomes and programme outcomes.

1,265 responses



15. Your mentor does a necessary follow-up with an assigned task to you.

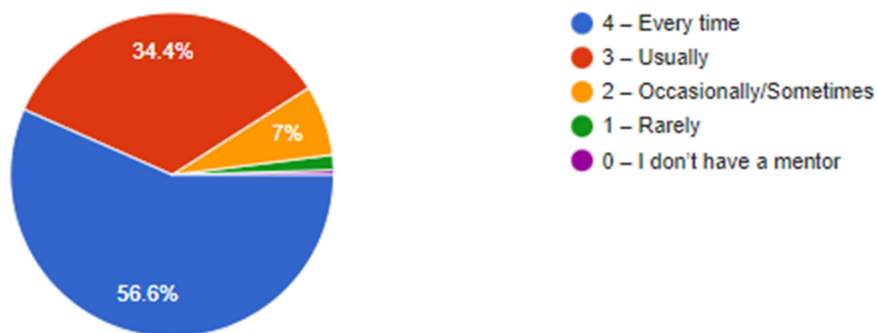
4 - Every time / 3 - Usually / 2 - Occasionally / Sometimes / 1 - Rarely / 0 - I don't have a mentor

Sl.No	Programme of Study	Responses Received				
		4 - Every time	3 - Usually	2 - Occasionally/Sometimes	1 - Rarely	0 - I don't have a mentor
1	BA Economics	30	26	1	1	0
2	BA English Language & Literature	59	26	5	2	1
3	BA Functional English	28	18	4	0	2
4	BA Malayalam Language & Literature	31	18	3	1	0
5	BA Sociology	40	27	5	0	0
6	BCom Finance (Aided)	70	39	15	1	0
7	BCom Finance (Self Financing)	42	33	7	2	0
8	BSc Botany	25	19	2	1	0
9	BSc Chemistry	34	15	6	1	0
10	BSc Computer Science	29	24	2	0	0
11	BSc Home Science - Family & Community Science	27	26	5	0	0
12	BSc Home Science- Textile & Fashion Technology (Self Financing)	11	8	3	0	0
13	BSc Mathematics	39	12	3	2	1
14	BSc Physics	34	8	3	0	0
15	BSc Psychology	20	6	0	0	1
16	BSc Statistics	16	8	1	0	0
17	BSc Zoology	15	13	2	0	0
18	BVoc Food Processing	15	25	4	0	0
19	BVoc Web Technology	10	12	1	0	0
20	MA Economics	12	10	0	0	0
21	MA English	12	1	3	4	0
22	MA Malayalam	8	9	1	1	1

23	MA Sociology (Self Financing)	6	5	1	1	0
24	MCom	8	7	2	0	0
25	MSc Botany (Self Financing)	9	1	0	0	0
26	MSc Chemistry (Self Financing)	16	1	0	0	0
27	MSc Computer Science (Specialisation-Data Science) (Self Financing)	3	4	2	1	0
28	MSc Home Science-Textile & Costume Science (Self Financing)	1	5	0	0	0
29	MSc Mathematics (Self Financing)	4	2	3	0	0
30	MSc Nutrition & Dietetics (Self Financing)	16	7	0	0	0
31	MSc Physics	14	1	1	0	0
32	MSc Statistics (Self Financing)	8	4	0	0	0
33	MSc Zoology (Specialisation – Structure, Physiology, Development and classification of Animals) (Aided)	6	4	2	1	0
34	MSc Zoology (Self Financing)	9	3	1	0	0
35	MSW	9	8	1	0	0
	Total	716 (56.60%)	435 (34.39%)	89 (07.04%)	19 (01.50%)	6 (0.47%)
	Grand Total	1265				

Your mentor does a necessary follow-up with an assigned task to you.

1,265 responses



16. The teachers illustrate the concepts through examples and applications.

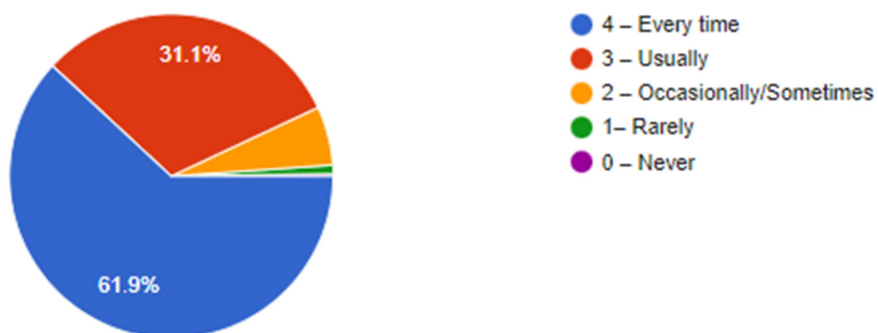
4 – Every time / 3 – Usually / 2 – Occasionally/Sometimes / 1– Rarely / 0 – Never

Sl.No	Programme of Study	Responses Received				
		4 – Every time	3 – Usually	2 – Occasionally/Sometimes	1– Rarely	0– Never
1	BA Economics	41	13	3	1	0
2	BA English Language & Literature	63	28	2	0	0
3	BA Functional English	32	17	2	1	0
4	BA Malayalam Language & Literature	29	18	5	1	0
5	BA Sociology	50	19	3	0	0
6	BCom Finance (Aided)	67	43	11	3	1
7	BCom Finance (Self Financing)	44	35	5	0	0
8	BSc Botany	34	10	3	0	0
9	BSc Chemistry	43	9	4	0	0
10	BSc Computer Science	34	18	2	1	0
11	BSc Home Science -Family & Community Science	34	20	4	0	0
12	BSc Home Science-Textile & Fashion Technology (Self Financing)	12	7	3	0	0
13	BSc Mathematics	38	16	3	0	0
14	BSc Physics	39	4	2	0	0
15	BSc Psychology	19	4	4	0	0
16	BSc Statistics	13	11	1	0	0
17	BSc Zoology	17	10	2	0	1
18	BVoc Food Processing	22	20	2	0	0
19	BVoc Web Technology	17	6	0	0	0
20	MA Economics	17	5	0	0	0
21	MA English	7	9	3	1	0
22	MA Malayalam	9	7	3	1	0
23	MA Sociology (Self Financing)	9	4	0	0	0

24	MCom	8	7	2	0	0
25	MSc Botany (Self Financing)	6	4	0	0	0
26	MSc Chemistry (Self Financing)	16	1	0	0	0
27	MSc Computer Science (Specialisation-Data Science) (Self Financing)	6	4	0	0	0
28	MSc Home Science-Textile & Costume Science (Self Financing)	0	5	0	1	0
29	MSc Mathematics (Self Financing)	6	2	1	0	0
30	MSc Nutrition & Dietetics (Self Financing)	14	8	1	0	0
31	MSc Physics	10	6	0	0	0
32	MSc Statistics (Self Financing)	6	5	1	0	0
33	MSc Zoology (Specialisation – Structure, Physiology, Development and classification of Animals) (Aided)	4	7	1	0	1
34	MSc Zoology (Self Financing)	6	5	1	1	0
35	MSW	11	7	0	0	0
	Total	783 (61.90%)	394 (31.15%)	74 (05.85%)	11 (08.87%)	3 (0.24%)
	Grand Total	1265				

The teachers illustrate the concepts through examples and applications.

1,265 responses



17. The teachers identify your strengths and encourage you with providing right level of challenges.

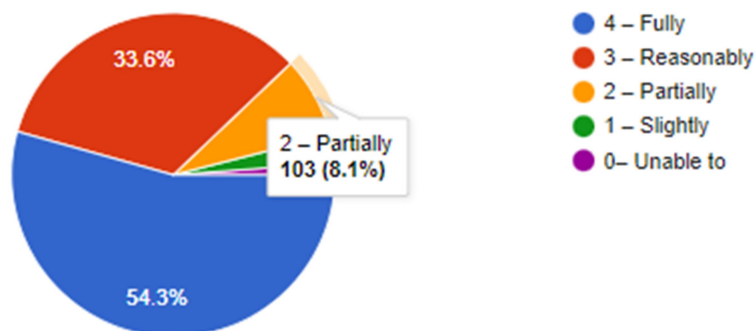
4 – Fully / 3 – Reasonably / 2 – Partially / 1 – Slightly / 0– Unable to

Sl.No	Programme of Study	Responses Received				
		4 – Fully	3 – Reasonably	2 – Partially	1 – Slightly	0– Unable to
1	BA Economics	40	11	4	3	0
2	BA English Language & Literature	49	34	6	3	1
3	BA Functional English	27	20	2	2	1
4	BA Malayalam Language & Literature	32	16	4	1	0
5	BA Sociology	48	15	6	1	2
6	BCom Finance (Aided)	62	42	13	6	2
7	BCom Finance (Self Financing)	43	31	7	1	2
8	BSc Botany	27	13	5	2	0
9	BSc Chemistry	33	15	5	0	3
10	BSc Computer Science	29	22	4	0	0
11	BSc Home Science -Family & Community Science	28	26	4	0	0
12	BSc Home Science-Textile & Fashion Technology (Self Financing)	14	5	3	0	0
13	BSc Mathematics	33	17	6	1	0
14	BSc Physics	32	12	1	0	0
15	BSc Psychology	16	5	5	1	0
16	BSc Statistics	11	11	2	1	0
17	BSc Zoology	15	13	2	0	0
18	BVoc Food Processing	13	27	3	1	0
19	BVoc Web Technology	16	6	1	0	0
20	MA Economics	14	6	2	0	0
21	MA English	9	6	0	4	1
22	MA Malayalam	9	6	2	2	1
23	MA Sociology (Self Financing)	5	4	2	2	0

24	MCom	6	6	5	0	0
25	MSc Botany (Self Financing)	7	3	0	0	0
26	MSc Chemistry (Self Financing)	14	3	0	0	0
27	MSc Computer Science (Specialisation-Data Science) (Self Financing)	4	5	1	0	0
28	MSc Home Science-Textile & Costume Science (Self Financing)	1	1	1	2	1
29	MSc Mathematics (Self Financing)	3	5	1	0	0
30	MSc Nutrition & Dietetics (Self Financing)	11	12	0	0	0
31	MSc Physics	12	3	1	0	0
32	MSc Statistics (Self Financing)	6	5	0	0	1
33	MSc Zoology (Specialisation - Structure, Physiology, Development and classification of Animals) (Aided)	5	5	2	1	0
34	MSc Zoology (Self Financing)	7	5	0	1	0
35	MSW	6	9	3	0	0
	Total	687 (54.31%)	425 (33.60%)	103 (08.14%)	35 (02.77%)	15 (01.19%)
	Grand Total	1265				

The teachers identify your strengths and encourage you with providing right level of challenges.

1,265 responses



18. Teachers are able to identify your weaknesses and help you to overcome them.

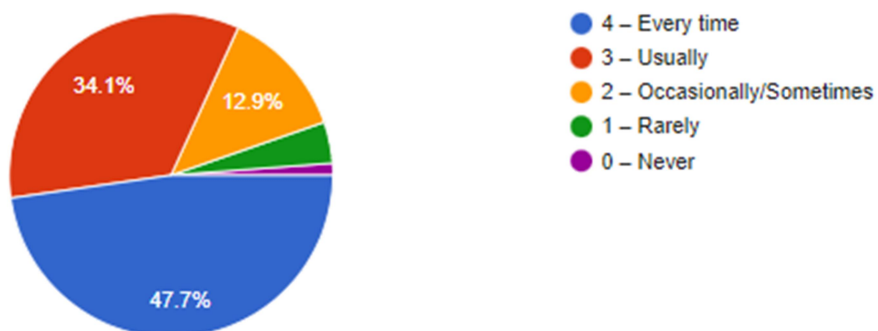
4 – Every time / 3 – Usually / 2 – Occasionally/Sometimes / 1 – Rarely / 0 – Never

Sl.No	Programme of Study	Responses Received				
		4 – Every time	3 – Usually	2 – Occasionally/Sometimes	1 – Rarely	0 – Never
1	BA Economics	30	20	5	3	0
2	BA English Language & Literature	49	34	6	3	1
3	BA Functional English	22	17	8	5	0
4	BA Malayalam Language & Literature	29	15	7	2	0
5	BA Sociology	40	23	7	1	1
6	Bcom Finance (Aided)	50	44	18	9	4
7	Bcom Finance (Self Financing)	38	29	15	0	2
8	BSc Botany	25	10	9	3	0
9	BSc Chemistry	31	14	7	2	2
10	BSc Computer Science	23	28	4	0	0
11	BSc Home Science -Family & Community Science	22	25	10	1	0
12	BSc Home Science-Textile & Fashion Technology (Self Financing)	13	4	5	0	0
13	BSc Mathematics	31	14	11	1	0
14	BSc Physics	28	15	2	0	0
15	BSc Psychology	13	7	4	3	0
16	BSc Statistics	12	8	4	1	0
17	BSc Zoology	13	9	7	1	0
18	BVoc Food Processing	12	26	5	1	0
19	BVoc Web Technology	12	10	0	1	0
20	MA Economics	12	8	1	1	0
21	MA English	9	4	3	3	1
22	MA Malayalam	7	8	1	2	2
23	MA Sociology (Self Financing)	6	2	2	2	1

24	MCom	5	7	5	0	0
25	MSc Botany (Self Financing)	6	3	1	0	0
26	MSc Chemistry (Self Financing)	14	3	0	0	0
27	MSc Computer Science (Specialisation-Data Science) (Self Financing)	4	5	1	0	0
28	MSc Home Science-Textile & Costume Science (Self Financing)	0	1	1	4	0
29	MSc Mathematics (Self Financing)	2	3	3	1	0
30	MSc Nutrition & Dietetics (Self Financing)	14	6	3	0	0
31	MSc Physics	11	4	1	0	0
32	MSc Statistics (Self Financing)	7	4	0	1	0
33	MSc Zoology (Specialisation - Structure, Physiology, Development and classification of Animals) (Aided)	4	7	1	0	1
34	MSc Zoology (Self Financing)	7	4	1	1	0
35	MSW	3	10	5	0	0
	Total	604 (47.75%)	431 (34.07%)	163 (12.86%)	52 (04.11%)	15 (01.19%)
	Grand Total	1265				

Teachers are able to identify your weaknesses and help you to overcome them.

1,265 responses



19. The institution makes effort to engage students in the monitoring, review and continuous quality improvement of the teaching learning process.

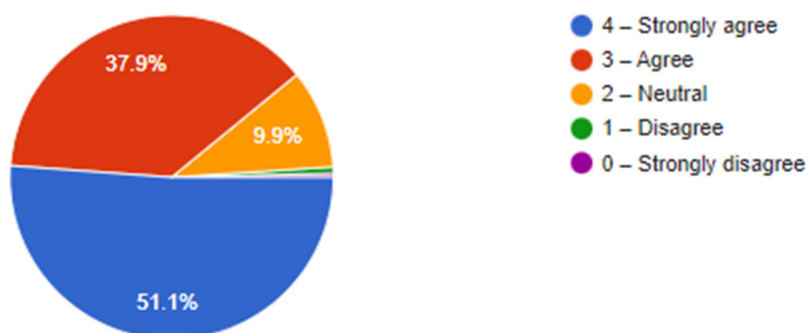
4 – Strongly agree / 3 – Agree / 2 – Neutral / 1 – Disagree / 0 – Strongly disagree

Sl.No	Programme of Study	Responses Received				
		4 – Strongly agree	3 – Agree	2 – Neutral	1 – Disagree	0 – Strongly disagree
1	BA Economics	31	21	5	1	0
2	BA English Language & Literature	48	40	5	0	0
3	BA Functional English	28	19	5	0	0
4	BA Malayalam Language & Literature	28	21	4	0	0
5	BA Sociology	40	24	7	0	1
6	BCom Finance (Aided)	58	50	16	1	0
7	BCom Finance (Self Financing)	45	30	7	1	1
8	BSc Botany	35	10	1	1	0
9	BSc Chemistry	33	13	9	1	0
10	BSc Computer Science	23	30	2	0	0
11	BSc Home Science -Family & Community Science	24	30	4	0	0
12	BSc Home Science-Textile & Fashion Technology (Self Financing)	12	8	2	0	0
13	BSc Mathematics	37	14	4	1	1
14	BSc Physics	35	8	2	0	0
15	BSc Psychology	15	6	6	0	0
16	BSc Statistics	10	10	4	1	0
17	BSc Zoology	18	9	3	0	0
18	BVoc Food Processing	11	28	5	0	0
19	BVoc Web Technology	12	10	1	0	0
20	MA Economics	13	9	0	0	0
21	MA English	8	7	5	0	0
22	MA Malayalam	5	12	3	0	0
23	MA Sociology (Self Financing)	2	8	3	0	0

24	MCom	8	3	6	0	0
25	MSc Botany (Self Financing)	6	4	0	0	0
26	MSc Chemistry (Self Financing)	12	4	1	0	0
27	MSc Computer Science (Specialisation-Data Science) (Self Financing)	2	4	4	0	0
28	MSc Home Science-Textile & Costume Science (Self Financing)	1	4	1	0	0
29	MSc Mathematics (Self Financing)	4	3	2	0	0
30	MSc Nutrition & Dietetics (Self Financing)	10	8	5	0	0
31	MSc Physics	13	3	0	0	0
32	MSc Statistics (Self Financing)	6	5	0	0	1
33	MSc Zoology (Specialisation - Structure, Physiology, Development and classification of Animals) (Aided)	5	5	1	1	1
34	MSc Zoology (Self Financing)	5	8	0	0	0
35	MSW	4	12	2	0	0
	Total	647 (51.15%)	480 (37.94%)	125 (9.88%)	8 (0.63%)	5 (0.40%)
	Grand Total	1265				

The institution makes effort to engage students in the monitoring, review and continuous quality improvement of the teaching learning process.

1,265 responses



20. The institute/ teachers use student centric methods, such as experiential learning, participative learning and problem solving methodologies for enhancing learning experiences.

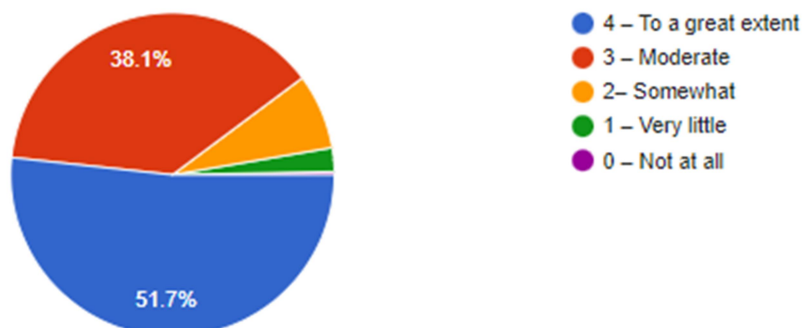
4 – To a great extent / 3 – Moderate / 2– Somewhat / 1 – Very little / 0 – Not at all

Sl.No	Programme of Study	Responses Received				
		4 – To a great extent	3 – Moderate	2– Somewhat	1 – Very little	0 – Not at all
1	BA Economics	28	23	3	4	0
2	BA English Language & Literature	48	32	11	2	0
3	BA Functional English	26	21	4	1	0
4	BA Malayalam Language & Literature	29	20	2	2	0
5	BA Sociology	44	22	5	0	1
6	BCom Finance (Aided)	54	52	14	5	0
7	BCom Finance (Self Financing)	38	38	7	0	1
8	BSc Botany	31	14	1	1	0
9	BSc Chemistry	34	17	2	3	0
10	BSc Computer Science	24	29	1	1	0
11	BSc Home Science -Family & Community Science	28	25	5	0	0
12	BSc Home Science-Textile & Fashion Technology (Self Financing)	13	7	2	0	0
13	BSc Mathematics	35	18	2	1	1
14	BSc Physics	38	7	0	0	0
15	BSc Psychology	15	9	2	1	0
16	BSc Statistics	12	8	4	1	0
17	BSc Zoology	14	16	0	0	0
18	BVoc Food Processing	15	26	3	0	0
19	BVoc Web Technology	11	10	1	1	0
20	MA Economics	13	8	1	0	0
21	MA English	12	4	2	2	0
22	MA Malayalam	7	10	1	2	0

23	MA Sociology (Self Financing)	4	7	2	0	0
24	MCom	9	4	4	0	0
25	MSc Botany (Self Financing)	6	4	0	0	0
26	MSc Chemistry (Self Financing)	11	6	0	0	0
27	MSc Computer Science (Specialisation-Data Science) (Self Financing)	2	4	4	0	0
28	MSc Home Science-Textile & Costume Science (Self Financing)	0	2	2	2	0
29	MSc Mathematics (Self Financing)	5	3	1	0	0
30	MSc Nutrition & Dietetics (Self Financing)	10	8	5	0	0
31	MSc Physics	12	4	0	0	0
32	MSc Statistics (Self Financing)	7	5	0	0	0
33	MSc Zoology (Specialisation - Structure, Physiology, Development and classification of Animals) (Aided)	4	4	4	0	1
34	MSc Zoology (Self Financing)	7	5	0	1	0
35	MSW	8	10	0	0	0
	Total	654 (51.70%)	482 (38.10%)	95 (07.51%)	30 (02.37%)	4 (00.32%)
	Grand Total	1265				

The institute/ teachers use student centric methods, such as experiential learning, participative learning and problem solving methodologies for enhancing learning experiences.

1,265 responses



21. Teachers encourage you to participate in extracurricular activities.

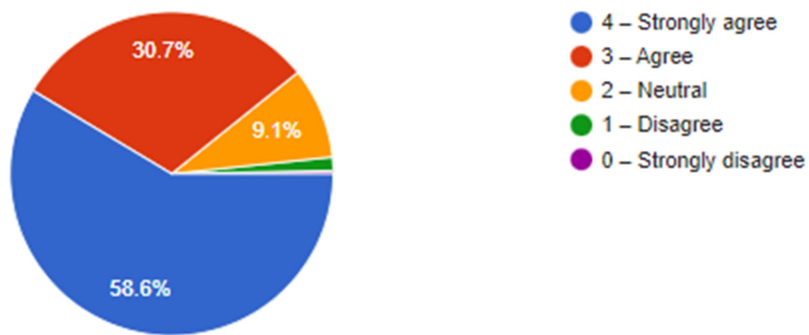
4 - Strongly agree / 3 - Agree / 2 - Neutral / 1 - Disagree / 0 - Strongly disagree

Sl.No	Programme of Study	Responses Received				
		4 - Strongly agree	3 - Agree	2 - Neutral	1 - Disagree	0 - Strongly disagree
1	BA Economics	36	19	3	0	0
2	BA English Language & Literature	60	31	2	0	0
3	BA Functional English	34	14	4	0	0
4	BA Malayalam Language & Literature	29	22	2	0	0
5	BA Sociology	42	24	4	2	0
6	BCom Finance (Aided)	72	34	17	1	1
7	BCom Finance (Self Financing)	51	24	8	0	1
8	BSc Botany	38	6	2	1	0
9	BSc Chemistry	37	12	6	0	1
10	BSc Computer Science	25	24	6	0	0
11	BSc Home Science -Family & Community Science	38	16	4	0	0
12	BSc Home Science-Textile & Fashion Technology (Self Financing)	14	6	1	1	0
13	BSc Mathematics	37	12	6	2	0
14	BSc Physics	35	8	2	0	0
15	BSc Psychology	17	6	1	3	0
16	BSc Statistics	15	7	3	0	0
17	BSc Zoology	17	9	4	0	0
18	BVoc Food Processing	16	24	4	0	0
19	BVoc Web Technology	10	11	2	0	0
20	MA Economics	12	9	1	0	0
21	MA English	9	6	4	1	0
22	MA Malayalam	10	6	1	3	0
23	MA Sociology (Self Financing)	7	3	1	2	0

24	MCom	8	2	7	0	0
25	MSc Botany (Self Financing)	7	3	0	0	0
26	MSc Chemistry (Self Financing)	11	4	2	0	0
27	MSc Computer Science (Specialisation-Data Science) (Self Financing)	2	3	5	0	0
28	MSc Home Science-Textile & Costume Science (Self Financing)	2	2	2	0	0
29	MSc Mathematics (Self Financing)	6	2	1	0	0
30	MSc Nutrition & Dietetics (Self Financing)	10	11	2	0	0
31	MSc Physics	8	8	0	0	0
32	MSc Statistics (Self Financing)	7	1	3	0	1
33	MSc Zoology (Specialisation - Structure, Physiology, Development and classification of Animals) (Aided)	5	6	1	1	0
34	MSc Zoology (Self Financing)	6	5	2	0	0
35	MSW	8	8	2	0	0
	Total	741 (58.58%)	388 (30.67%)	115 (09.09%)	17 (01.34%)	4 (00.32%)
	Grand Total	1265				

Teachers encourage you to participate in extracurricular activities.

1,265 responses



22. Efforts are made by the institute/ teachers to inculcate soft skills, life skills and employability skills to make you ready for the world of work.

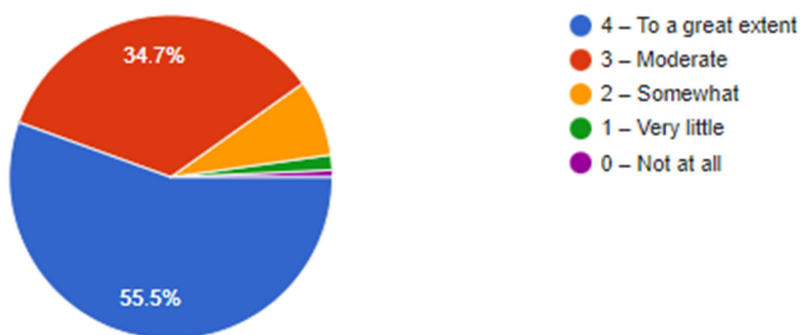
4 – To a great extent / 3 – Moderate / 2 – Somewhat / 1 – Very little / 0 – Not at all

Sl.No	Programme of Study	Responses Received				
		4 – To a great extent	3 – Moderate	2 – Somewhat	1 – Very little	0 – Not at all
1	BA Economics	36	19	1	2	0
2	BA English Language & Literature	49	34	10	0	0
3	BA Functional English	28	23	1	0	0
4	BA Malayalam Language & Literature	33	14	6	0	0
5	BA Sociology	47	20	3	2	0
6	BCom Finance (Aided)	74	40	10	1	0
7	BCom Finance (Self Financing)	50	27	5	0	2
8	BSc Botany	30	14	2	0	1
9	BSc Chemistry	35	14	4	3	0
10	BSc Computer Science	24	28	3	0	0
11	BSc Home Science -Family & Community Science	31	23	4	0	0
12	BSc Home Science-Textile & Fashion Technology (Self Financing)	12	9	1	0	0
13	BSc Mathematics	36	14	5	1	1
14	BSc Physics	28	14	3	0	0
15	BSc Psychology	14	7	5	1	0
16	BSc Statistics	12	10	2	0	1
17	BSc Zoology	19	10	1	0	0
18	BVoc Food Processing	14	27	2	1	0
19	BVoc Web Technology	12	10	1	0	0
20	MA Economics	10	9	3	0	0
21	MA English	11	3	3	3	0
22	MA Malayalam	8	8	2	1	1
23	MA Sociology (Self	3	6	3	1	0

	Financing)					
24	MCom	9	4	4	0	0
25	MSc Botany (Self Financing)	7	3	0	0	0
26	MSc Chemistry (Self Financing)	12	3	1	1	0
27	MSc Computer Science (Specialisation-Data Science) (Self Financing)	2	5	2	1	0
28	MSc Home Science-Textile & Costume Science (Self Financing)	0	1	3	0	2
29	MSc Mathematics (Self Financing)	6	2	1	0	0
30	MSc Nutrition & Dietetics (Self Financing)	10	12	1	0	0
31	MSc Physics	12	4	0	0	0
32	MSc Statistics (Self Financing)	7	4	0	0	1
33	MSc Zoology (Specialisation - Structure, Physiology, Development and classification of Animals) (Aided)	5	6	1	1	0
34	MSc Zoology (Self Financing)	6	5	2	0	0
35	MSW	10	7	1	0	0
		702	439	96	19	9
	Total	(55.49%)	(34.70%)	(07.59%)	(01.50%)	(00.71%)
	Grand Total	1265				

Efforts are made by the institute/ teachers to inculcate soft skills, life skills and employability skills to make you ready for the world of work.

1,265 responses



23. What percentage of teachers use ICT tools such as LCD projector, Multimedia, etc. while teaching

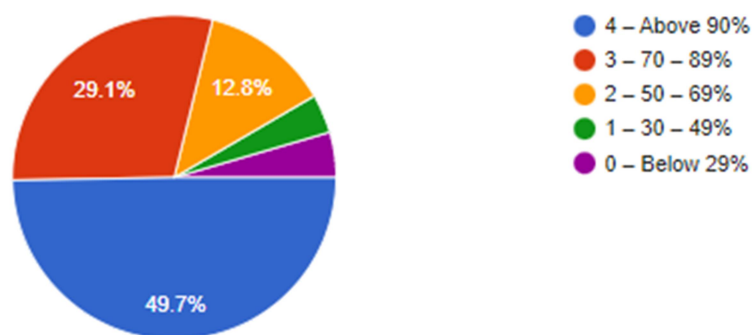
4 – Above 90% / 3 – 70 – 89% / 2 – 50 – 69% / 1 – 30 – 49% / 0 – Below 29%

Sl.No	Programme of Study	Responses Received				
		4 – Above 90%	3 – 70 – 89%	2 – 50 – 69%	1 – 30 – 49%	0 – Below 29%
1	BA Economics	34	11	9	2	2
2	BA English Language & Literature	47	30	10	3	3
3	BA Functional English	32	13	5	1	1
4	BA Malayalam Language & Literature	16	20	10	4	3
5	BA Sociology	40	18	12	0	2
6	BCom Finance (Aided)	43	48	18	8	8
7	BCom Finance (Self Financing)	33	24	13	8	6
8	BSc Botany	32	10	3	0	2
9	BSc Chemistry	31	19	4	2	0
10	BSc Computer Science	35	14	5	1	0
11	BSc Home Science -Family & Community Science	31	22	5	0	0
12	BSc Home Science-Textile & Fashion Technology (Self Financing)	9	5	5	1	2
13	BSc Mathematics	28	10	8	3	8
14	BSc Physics	37	5	1	1	1
15	BSc Psychology	9	7	5	2	4
16	BSc Statistics	8	12	3	1	1
17	BSc Zoology	15	9	6	0	0
18	BVoc Food Processing	10	22	8	2	2
19	BVoc Web Technology	12	10	1	0	0
20	MA Economics	10	6	4	2	0
21	MA English	8	4	7	0	1
22	MA Malayalam	8	4	4	1	3

23	MA Sociology (Self Financing)	4	4	3	1	1
24	MCom	11	4	1	1	0
25	MSc Botany (Self Financing)	6	4	0	0	0
26	MSc Chemistry (Self Financing)	8	5	1	1	2
27	MSc Computer Science (Specialisation-Data Science) (Self Financing)	3	7	0	0	0
28	MSc Home Science-Textile & Costume Science (Self Financing)	1	2	1	2	0
29	MSc Mathematics (Self Financing)	2	3	2	0	2
30	MSc Nutrition & Dietetics (Self Financing)	11	7	1	1	3
31	MSc Physics	16	0	0	0	0
32	MSc Statistics (Self Financing)	5	1	5	1	0
33	MSc Zoology (Specialisation - Structure, Physiology, Development and classification of Animals) (Aided)	11	1	1	0	0
34	MSc Zoology (Self Financing)	9	3	1	0	0
35	MSW	14	4	0	0	0
		629	368	162	49	57
	Total	(49.72%)	(29.09%)	(12.81%)	(03.87%)	(04.51%)
	Grand Total	1265				

What percentage of teachers use ICT tools such as LCD projector, Multimedia, etc. while teaching

1,265 responses



24. The overall quality of teaching-learning process in your institute is very good.

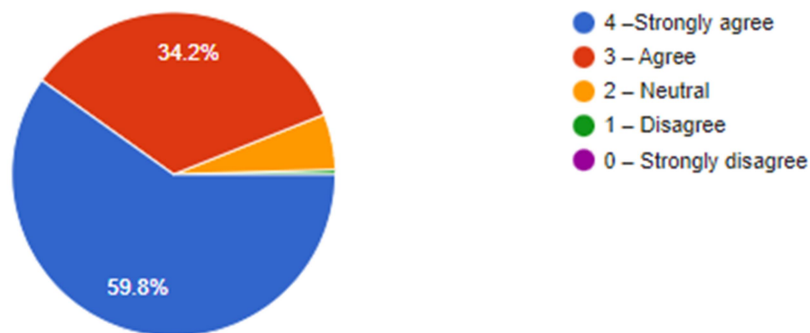
4 -Strongly agree / 3 - Agree/ 2 - Neutral / 1 - Disagree / 0 - Strongly disagree

Sl.No	Programme of Study	Responses Received				
		4 - Strongly agree	3 - Agree	2 - Neutral	1 - Disagree	0 - Strongly disagree
1	BA Economics	35	20	2	1	0
2	BA English Language & Literature	66	26	1	0	0
3	BA Functional English	39	10	3	0	0
4	BA Malayalam Language & Literature	30	22	1	0	0
5	BA Sociology	52	18	2	0	0
6	BCom Finance (Aided)	67	47	10	1	0
7	BCom Finance (Self Financing)	48	30	6	0	0
8	BSc Botany	36	10	1	0	0
9	BSc Chemistry	39	15	2	0	0
10	BSc Computer Science	29	25	1	0	0
11	BSc Home Science -Family & Community Science	31	23	4	0	0
12	BSc Home Science-Textile & Fashion Technology (Self Financing)	14	7	0	1	0
13	BSc Mathematics	36	16	5	0	0
14	BSc Physics	38	7	0	0	0
15	BSc Psychology	17	5	5	0	0
16	BSc Statistics	11	12	2	0	0
17	BSc Zoology	18	12	0	0	0
18	BVoc Food Processing	15	27	1	1	0
19	BVoc Web Technology	15	8	0	0	0
20	MA Economics	11	9	2	0	0
21	MA English	12	3	4	1	0
22	MA Malayalam	9	8	2	1	0
23	MA Sociology (Self Financing)	4	5	4	0	0

24	MCom	8	8	1	0	0
25	MSc Botany (Self Financing)	8	2	0	0	0
26	MSc Chemistry (Self Financing)	11	6	0	0	0
27	MSc Computer Science (Specialisation-Data Science) (Self Financing)	3	6	1	0	0
28	MSc Home Science-Textile & Costume Science (Self Financing)	1	2	3	0	0
29	MSc Mathematics (Self Financing)	4	3	2	0	0
30	MSc Nutrition & Dietetics (Self Financing)	12	11	0	0	0
31	MSc Physics	14	2	0	0	0
32	MSc Statistics (Self Financing)	6	4	2	0	0
33	MSc Zoology (Specialisation - Structure, Physiology, Development and classification of Animals) (Aided)	4	7	2	0	0
34	MSc Zoology (Self Financing)	6	6	1	0	0
35	MSW	8	10	0	0	0
		757	432	70	6	0
	Total	(59.84%)	(34.15%)	(05.53%)	(00.47%)	(00.00%)
	Grand Total	1265				

The overall quality of teaching-learning process in your institute is very good.

1,265 responses



Consolidated Table:

Sl No	Statement					
1	How much of the syllabus was covered in the class?	4 – 85 to 100%	3 – 70 to 84%	2 – 55 to 69%	1– 30 to 54%	0 –Below 30
		833 (65.85%)	287 (22.69%)	109 (08.62%)	32 (02.53%)	0.32 (0%)
2	How well did the teachers prepare for the classes?	4 – Thoroughly	3– Satisfactorily	2–Poorly	1 – Indifferentl y	0 – Won't teach at all
		674 (53.3%)	567 (44.82%)	19 (1.50%)	5 (0.39%)	0 (0%)
3	How well were the teachers able to communicate?	4 – Always effective	3 – Sometime s effective	2 – Just satisfacto rily	1– Generally ineffective	0– Very poor communicati on
		878 (69.41%)	324 (25.61%)	57 (4.51%)	4 (0.32%)	2 (0.16%)
4	The teacher's approach to teaching can best be described as	4– Excellent	3 – Very good	2 – Good	1 – Fair	0– Poor
		638 (50.43%)	486 (38.42%)	124 (09.80%)	17 (01.34%)	0 (0%)
5	Fairness of the internal evaluation process by the teachers.	4 – Always fair	3 – Usually fair	2– Sometim es unfair	1 – Usually unfair	0– Unfair
		804 (63.56%)	408 (32.25%)	39 (03.08%)	10 (0.79%)	4 (0.32%)
6	Was your performance in assignments discussed with you?	4 – Every time	3 – Usually	2 – Occasion ally/So metimes	1 – Rarely	0– Never
		568 (44.90%)	461 (36.44%)	181 (14.31%)	41 (03.24%)	14 (01.12%)
7	The institute takes active interest in promoting internship, student exchange, field visit opportunities for students	4 – Regularly	3 – Often	2 – Sometim es	1 – Rarely	0– Never
		718 (56.76%)	327 (25.85%)	155 (12.25%)	48 (03.79%)	17 (01.34%)
8	The teaching and mentoring process in your institution facilitates you in cognitive, social and emotional growth.	4 – Significantl y	3 – Very well	2 – Moderat ely	1 – Marginally	0– Not at all
		566 (44.74%)	524 (41.42%)	150 (11.86%)	18 (01.42%)	7 (0.55%)

9	The institution provides multiple opportunities to learn and grow	4 – Significantly	3 – Very well	2 – Moderately	1 – Marginally	0 – Not at all
		656 (51.86%)	467 (36.92%)	121 (09.57%)	15 (01.19%)	6 (0.47%)
10	Teachers inform you about your expected competencies, course outcomes and programme outcomes	4 – Every time	3 – Usually	2 – Occasionally/Sometimes	1 – Rarely	0 – Never
		752 (59.45%)	405 (32.02%)	90 (07.11%)	15 (01.19%)	3 (0.24%)
11	Your mentor does a necessary follow-up with an assigned task to you.	4 – Every time	3 – Usually	2 – Occasionally/Sometimes	1 – Rarely	0 – I don't have a mentor
		716 (56.60%)	435 (34.39%)	89 (07.04%)	19 (01.50%)	6 (0.47%)
12	The teachers illustrate the concepts through examples and applications	4 – Every time	3 – Usually	2 – Occasionally/Sometimes	1 – Rarely	0 – Never
		783 (61.90%)	394 (31.15%)	74 (05.85%)	11 (08.87%)	3 (0.24%)
13	The teachers identify your strengths and encourage you with providing right level of challenges	4 – Fully	3 – Reasonably	2 – Partially	1 – Slightly	0 – Unable to
		687 (54.31%)	425 (33.60%)	103 (08.14%)	35 (02.77%)	15 (01.19%)
14	Teachers are able to identify your weaknesses and help you to overcome them	4 – Every time	3 – Usually	2 – Occasionally/Sometimes	1 – Rarely	0 – Never
		604 (47.75%)	431 (34.07%)	163 (12.86%)	52 (04.11%)	15 (01.19%)
15	The institution makes effort to engage students in the monitoring, review and continuous quality improvement of the teaching learning process	4 – Strongly agree	3 – Agree	2 – Neutral	1 – Disagree	0 – Strongly disagree
		647 (51.15%)	480 (37.94%)	125 (09.88%)	8 (00.63%)	5 (00.40%)

16	The institute/ teachers use student centric methods, such as experiential learning, participative learning and problem solving methodologies for enhancing learning experiences	4 – To a great extent	3 – Moderate	2 – Somewhat	1 – Very little	0 – Not at all
		654 (51.70%)	482 (38.10%)	95 (07.51%)	30 (02.37%)	4 (00.32%)
17	Teachers encourage you to participate in extracurricular activities.	4 – Strongly agree	3 – Agree	2 – Neutral	1 – Disagree	0 – Strongly disagree
		741 (58.58%)	388 (30.67%)	115 (09.09%)	17 (01.34%)	4 (00.32%)
18	Efforts are made by the institute/ teachers to inculcate soft skills, life skills and employability skills to make you ready for the world of work	4 – To a great extent	3 – Moderate	2 – Somewhat	1 – Very little	0 – Not at all
		702 (55.49%)	439 (34.70%)	96 (07.59%)	19 (01.50%)	9 (00.71%)
19	What percentage of teachers use ICT tools such as LCD projector, Multimedia, etc. while teaching	4 – Above 90%	3 – 70 – 89%	2 – 50 – 69%	1 – 30 – 49%	0 – Below 29%
		629 (49.72%)	368 (29.09%)	162 (12.81%)	49 (03.87%)	57 (04.51%)
20	The overall quality of teaching-learning process in your institute is very good	4 – Strongly agree	3 – Agree	2 – Neutral	1 – Disagree	0 – Strongly disagree
		757 (59.84%)	432 (34.15%)	70 (05.53%)	6 (00.47%)	00 (00.00%)

